

## Accessories

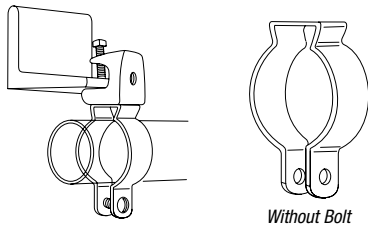
### Ground Clamps — Die-Cast Zinc, Brass Colored

- Two-screw ground connection for armored ground wire



CAT. NO.	CONDUIT SIZE (IN.)	STD. CTN.
GC-203-B	½; 1	200

### 6H Series Conduit and Pipe Hangers — Without Bolt



Without Bolt

All Steel City 6H Hanger Bolts include a combination Slot-Phillips Head.

#### For hanging conduit (rigid or EMT) and pipe.

The 6H series hangers are fast, easy and economical to use. May be fastened directly to a #500 beam clamp through a hole in the base of the hanger by means of a ¼-20 stove bolt or suspended on ¼" hanger rod.

CAT. NO.	RIGID CONDUIT OR PIPE SIZE (IN.)	EMT SIZE (IN.)	DIMENSIONS (IN.)				LOAD RATING	STD. CTN.
			A	B	C	D (DIA.)		
6H0	¾-½	½	¾	.045	1 <sup>2</sup> / <sub>32</sub>	¾ <sub>32</sub>	500	100
6H0 T	¾-½	½	¾	.045	1 <sup>2</sup> / <sub>32</sub>	¾ <sub>32</sub>	500	100
6H1	¾	¾	7/8	.045	1 <sup>3</sup> / <sub>32</sub>	¾ <sub>32</sub>	500	100
6H1-T	¾	¾	7/8	.045	2 <sup>9</sup> / <sub>32</sub>	¾ <sub>32</sub>	500	100
6H2	1	1	7/8	.045	2 <sup>3</sup> / <sub>8</sub>	¾ <sub>32</sub>	500	100
6H2 1/2	—	1¼	7/8	.045	2 <sup>29</sup> / <sub>32</sub>	¾ <sub>32</sub>	500	100
6H3-SC	1¼	1½	7/8	.045	2 <sup>7</sup> / <sub>8</sub>	¾ <sub>32</sub>	500	100
6H4	1½	—	1	.071	3 <sup>3</sup> / <sub>8</sub>	1 <sup>1</sup> / <sub>32</sub>	500	100
6H5	2	2	1¼	.071	3 <sup>29</sup> / <sub>32</sub>	1 <sup>1</sup> / <sub>32</sub>	500	50
6H6	2½	—	1¼	.071	4 <sup>9</sup> / <sub>32</sub>	1 <sup>1</sup> / <sub>32</sub>	500	50
6H7	3	—	1¼	.071	5 <sup>3</sup> / <sub>16</sub>	1 <sup>1</sup> / <sub>32</sub>	500	25
6H8	3½	—	1¼	.071	5 <sup>7</sup> / <sub>16</sub>	1 <sup>1</sup> / <sub>32</sub>	500	25
6H9	4	4	1¼	.071	5 <sup>7</sup> / <sub>8</sub>	1 <sup>1</sup> / <sub>32</sub>	500	10

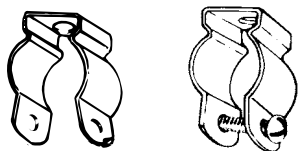
UL File No. E-160899.

Add SS suffix to catalog number for Type 302 Stainless Steel.

Load rating is 500 lbs. with a safety factor of 3. Available with or without closure bolt.

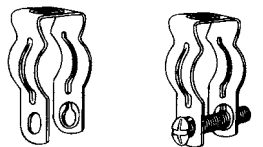
Standard finishes: Electro-Galvanized.

### 6H Series Conduit and Pipe Hangers — With Bolt



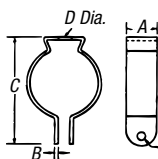
6H without bolt.

6H-B with bolt and hex nut.



6H-T Threaded without bolt.

6H-TB Threaded with bolt.



CAT. NO.	RIGID CONDUIT OR PIPE SIZE (IN.)	EMT SIZE (IN.)	DIMENSIONS (IN.)				LOAD RATING	STD. CTN.
			A	B	C	D (DIA.)		
6H0 B	¾-½	½	¾	.045	1 <sup>2</sup> / <sub>32</sub>	¾ <sub>32</sub>	500	100
6H0 TB	¾-½	½	¾	.045	1 <sup>2</sup> / <sub>32</sub>	¾ <sub>32</sub>	500	100
6H1-B	¾	¾	7/8	.045	1 <sup>3</sup> / <sub>32</sub>	¾ <sub>32</sub>	500	100
6H1-TB	¾	¾	7/8	.045	2 <sup>9</sup> / <sub>32</sub>	¾ <sub>32</sub>	500	100
6H2-B	1	1	7/8	.045	2 <sup>3</sup> / <sub>8</sub>	¾ <sub>32</sub>	500	100
6H2-TB	1	1¼	7/8	.045	2 <sup>29</sup> / <sub>32</sub>	¾ <sub>32</sub>	500	100
6H3-B	1¼	1½	7/8	.045	2 <sup>7</sup> / <sub>8</sub>	¾ <sub>32</sub>	500	100
6H4-B	1½	—	1	.071	3 <sup>3</sup> / <sub>8</sub>	1 <sup>1</sup> / <sub>32</sub>	500	100
6H5-B	2	2	1¼	.071	3 <sup>29</sup> / <sub>32</sub>	1 <sup>1</sup> / <sub>32</sub>	500	50
6H6-B	2½	—	1¼	.071	4 <sup>9</sup> / <sub>32</sub>	1 <sup>1</sup> / <sub>32</sub>	500	50
6H7-B	3	—	1¼	.071	5 <sup>3</sup> / <sub>16</sub>	1 <sup>1</sup> / <sub>32</sub>	500	25
6H8-B	3½	—	1¼	.071	5 <sup>7</sup> / <sub>16</sub>	1 <sup>1</sup> / <sub>32</sub>	500	25
6H9-B	4	4	1¼	.071	5 <sup>7</sup> / <sub>8</sub>	1 <sup>1</sup> / <sub>32</sub>	500	10

UL File No. E-160899.

Add SS suffix to part number for Type 302 Stainless Steel.

Load rating is 500 lbs. with a safety factor of 3.

Available with or without closure bolt.

Standard finishes: Electro-Galvanized.